

# ALLUX

Design: Vincent Cantaert & Barbara Widiningtias

## ALLUX DINING TABLE : HPL



FRAME  
POWDER COATING COLORS  
CATEGORY A - SAND  
Matt (Gloss 15%) / Sand textured  
Application : Aluminum



WHITE  
F03



BLACK  
F05



TAUPE  
F07



ANTHRACITE  
F09

CATEGORY B - GLOSS  
Gloss 55% / Smooth  
Application : Aluminum



URBAN  
WHITE  
F35



INK BLACK  
F04



ORANGE  
CORAL  
F51

CATEGORY C - HIGH GLOSS  
Gloss 85%-90% / Smooth  
Application : Aluminum



WHITE  
HIGH GLOSS  
F02

TOP  
High Pressure  
Laminate (HPL)



SANDSTONE  
T36



ALPES  
WHITE  
T38



SLATE  
T37



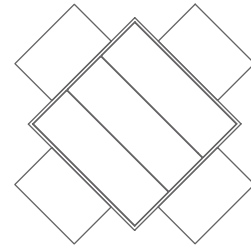
SCRATCHED  
GREY  
T39



LATERITE  
T52



WHEELCHAIR ACCESSIBLE

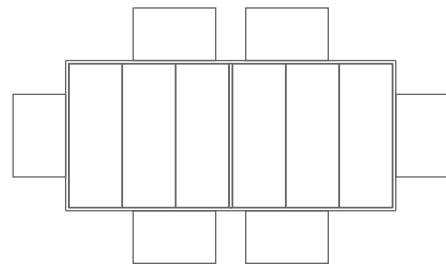


### MZ418

ALLUX DINING TABLE 39.5" x 39.5" / 100 cm x 100 cm

L	39.5"	100 cm	NW	57 lb	26 kg
W	39.5"	100 cm	GW	71 lb	32 kg
H	30"	76 cm	VOL	0.13 m <sup>3</sup>	
CH	27"	69 cm	PU	1 / box	

ASSEMBLY MANUAL AND TOOLS PROVIDED.  
UNPACKING AND ASSEMBLY WILL REQUIRE  
A MINIMUM OF 2 PEOPLE.

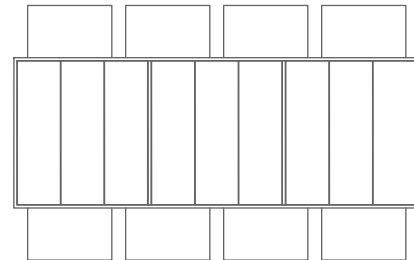


### MZ432

ALLUX DINING TABLE 86.5" x 39.5" / 220 cm x 100 cm

L	86.5"	220 cm	NW	117 lb	53 kg
W	39.5"	100 cm	GW	146 lb	66 kg
H	30"	76 cm	VOL	0.28 m <sup>3</sup>	
CH	27"	69 cm	PU	1 / box	

ASSEMBLY MANUAL AND TOOLS PROVIDED.  
UNPACKING AND ASSEMBLY WILL REQUIRE  
A MINIMUM OF 2 PEOPLE.



### MZ433

ALLUX DINING TABLE 106.5" x 39.5" / 270 cm x 100 cm

L	106.5"	270 cm	NW	152 lb	69 kg
W	39.5"	100 cm	GW	190 lb	86 kg
H	30"	76 cm	VOL	0.34 m <sup>3</sup>	
CH	27"	69 cm	PU	1 / box	

ASSEMBLY MANUAL AND TOOLS PROVIDED.  
UNPACKING AND ASSEMBLY WILL REQUIRE  
A MINIMUM OF 2 PEOPLE.